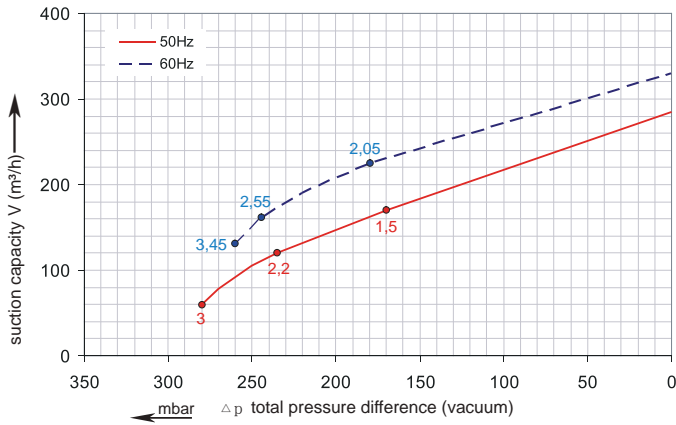
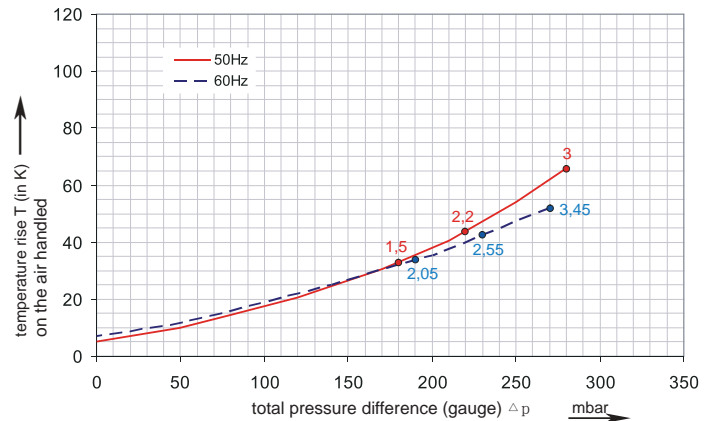
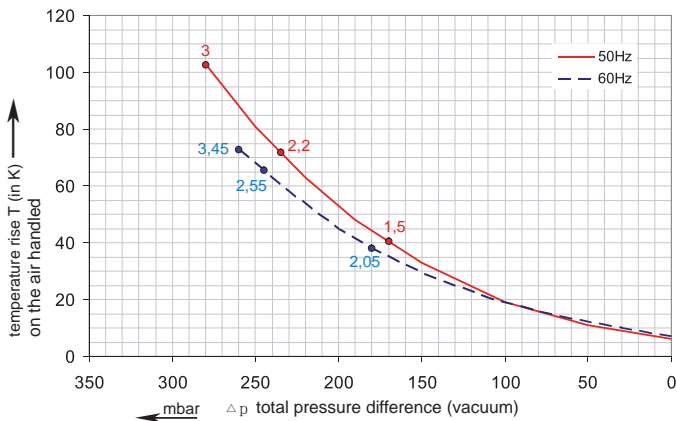
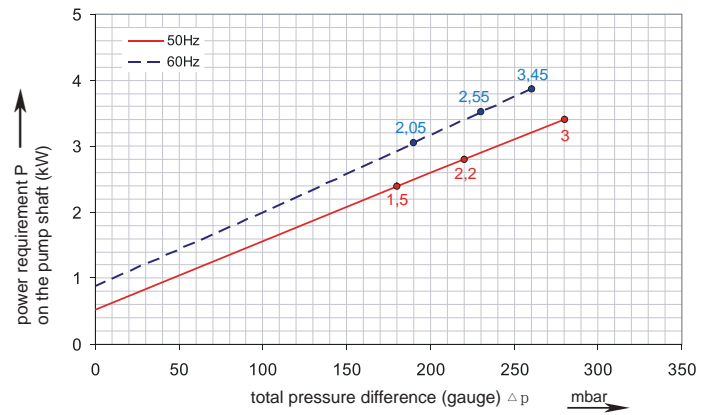
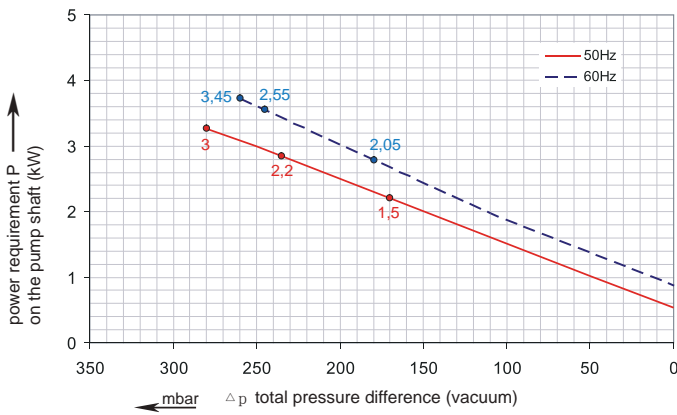
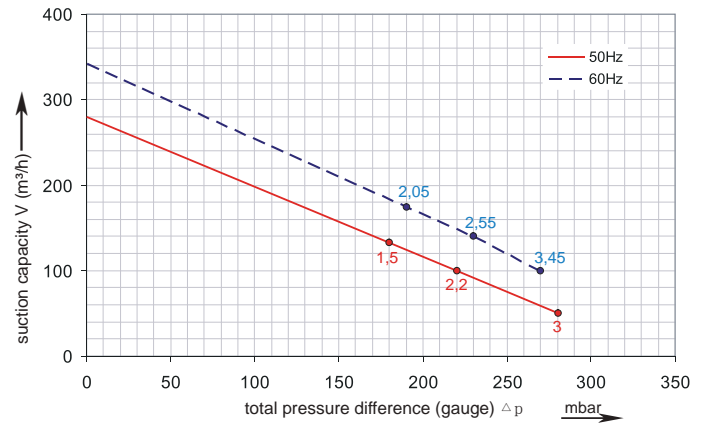


Performance Curve for Vacuum



Performance Curve for Pressure



The performance curves are based on air at a temperature of 15 °C and an atmospheric pressure of 1013 mbar with a tolerance of +/- 10 %. The total pressure differences are valid for suction and ambient temperatures up to 25 °C. For other conditions please confer with us.

Each Proair Blower can be applied both as vacuum pump and compressor in continuous operation over the total stated performance curve range. The motors are available as standard for the input voltage range of 50 and 60 Hz and for protection category IP 55 as well as approved for UL and CSA.

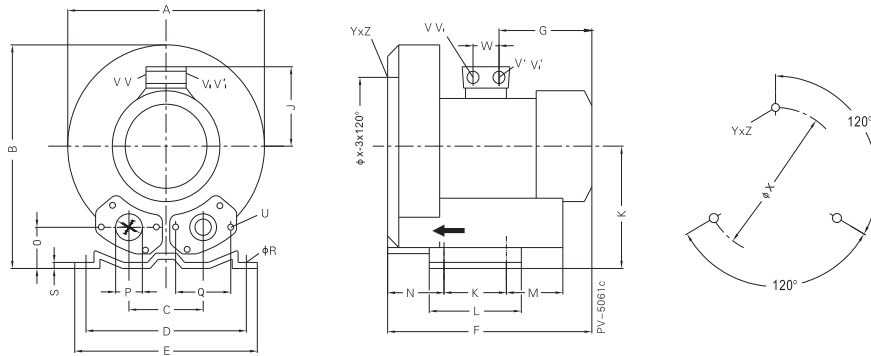
Selection and ordering data

A-6MS

Order No.	Fre- quency	Rated power	Input voltage		Input current		Permissible total differential pressure ²⁾		Sound pressure level ³⁾	Weight ca.
			V		A		Vacuum mbar	Compressor mbar		

3~ 50/60 Hz IP55 isulation material class F 1)

A6MS-106	50	1.6	200D ... 240D	345Y...415Y	8.5D	4.9Y	-170	180	68	25
	60	2.05	220D ... 275D	380Y...480Y	8.8D	5.1Y	-180	190	70	25
A6MS-116	50	2.2	200D ... 240D	345Y...415Y	9.7D	5.6Y	-235	220	69	28
	60	2.55	220D ... 275D	380Y...480Y	10.3D	6.0Y	-245	230	72	28
A6MS-126	50	3.0	200D ... 240D	345Y...415Y	12.5D	7.2Y	-280	280	69	34
	60	3.45	220D ... 275D	380Y...480Y	12.6D	7.3Y	-260	270	72	34



	A	B	C	D	E	F	G	H	J	K	L	M	N	O	ΦP	Q	ΦR	S	U	V ₍₁₋₎	V ₍₁₊₎	V ₍₁₃₋₎	V ₍₁₃₊₎	YxZ	X-Holes	ΦX	W	
A6MS-106	3~	360	366	122	284	325	354	191	192	128	140	180	64	74	56	56	93	13	4.5	M8x17	-	-	M25X1.5	M16X1.5	M8x20	0°/120°/240°	226	29
A6MS-116	3~	360	366	122	284	325	354	191	192	128	140	180	64	74	56	56	93	13	4.5	M8x17	-	-	M25X1.5	M16X1.5	M8x20	0°/120°/240°	226	29
A6MS-126	3~	360	366	122	284	325	385	188	192	135	140	180	64	74	56	56	93	13	4.5	M8x17	M32X1.5	M32X1.5	M32X1.5	M32X1.5	M8x20	0°/120°/240°	226	42



Other voltage ranges

A-6MS

50Hz

60Hz



3~

185...225 V D/320...390 V Y	200...240 V D/345...415 V Y	1 1
200...240 V D/345...415 V Y	200...275 V D/380...480 V Y	1 6
345...415 V D	380...480 V D	1 1
500 V D	575VD	C 5

Machines according to the ATEX norm 94/4 EG are available for the whole performance range.
Following types available: Category 3 G, 3/2 G, 3 D and 3/2 D.

Further voltage range on request; please quote in plain text.

Proair Blowers achieve the standards and norms of the low voltage directive (LVD)2006/95/EC, rotating electrotechnical motor EN 60034-1-2004, electromagnetic compatibility(EMC)EN55014-1/2,EN61000-2/-3/-4/-6.

- 1) For standard UL for ELECTRIC MOTOR UL 1004-1.
- 2) Relief-valve are available for limiting differential pressure.
- 3) Measuring-surface sound-pressure level acc. to DIN EN 21680, measured at a distance of 1 m. The pump is throttled to an average suction pressure, a hose is connected to the discharge side (compressor) / suction side (vacuum pump), but is not fitted with relief valves.

The motors are designed according to the DIN EN 60 034 / DIN IEC 34-1 and temperature class F.

For the three phase machines the tolerances are +/- 10 % for fixed voltage and +/- 5 % for voltage range.

The single phase machines are designed with a +/- 5 % tolerances. If only 90 % of the maximum allowed pressure will be used for the continuous operating then the allowed voltage range add to +/- 10 %.

For all single and three phase machines which designed according to the UL and CSA norm (UL 1004-1) the maximum allowed voltage tolerances are - 10 % resp. + 6 %.

The frequency tolerance is maximum +/- 2 %.

Changes in particular the quoted performance curve, datas and weights without prior notice. The figures are without obligations.

03.2015